

ON THE ROAD SINCE 1892.



32

APPLICATION INTRODUCTION

UPGRADE YOUR OPTIONS!

American V-Twin / Metric Upgrades

Starting two years ago, Metzeler decided it was time to give their customers a wider selection of tire fitment for their motorcycles. The first official upgrade testing was with American V-Twins. In 2004, Metzeler again visited the test track with the very popular metric V-Twin cruisers to verify that upgrade tires were suitable for these motorcycles. 100's of hours of actual riding and testing these fitments make us unique in the motorcycle tire industry and allow you full confidence in upgrading your bike.

Stage Upgrade Definitions

Stage 1 Upgrade: The Metzeler Stage 1 Upgrade helps you improve the mileage, ride, handling, and looks without modifying your bike. A true BOLT-ON upgrade for everyone!

Stage 2 Upgrade: The Stage 2 upgrade requires modification to your motorcycle's wheels, fenders, spacers and the purchase of other small products to achieve the look and ride desired. Metzeler offers more sizes than any other tire company, with the same famous upgrades for ride, handling and looks.

Stage 3 Upgrade: The Stage 3 upgrade always originates with a standard Harley. Modifications begin with the swing arm; typically the purchase of a wide tire swing arm kit is necessary. This upgrade also requires new wheels, fenders and tires, but it will give you the maximum effect in terms of upgrading the looks of your bike. Handling and performance will remain at the high standards you have become accustomed to from other Metzeler Motorcycle tires.

American V-Twin

To find a complete listing of American V-Twin Upgrade Options please ask your dealer for a copy of the Metzeler V-Twin Upgrade Brochure or visit www.us.metzelermoto.com

Metric Cruiser

The "fill your fender" appearance everyone is looking for! Improved performance: some upgrade sizes will have increased grip due to softer compounds, but mileage could be less than the standard fitment (180/55-18, 200/50-18, 200/60-16, 210/50-17, 240/40-18, 280/35-18)

Metric Stages

Stage 1: Larger ME880 rear tire on your OEM size wheel with no modifications to the motorcycle.

Stage 2: Larger ME880 rear tire on your OEM size wheel with slight modifications to the motorcycle.

*While every effort has been taken during the testing of these motorcycles, Metzeler cannot guarantee that modifications will not be necessary to fit these oversized tires on your model of motorcycle. Visit the Application Guide and Technical area (pages 27-29) for complete information on specific motorcycles.

Metzeler Sportbike / Sport Touring Options

Metzeler knows that different riders have different priorities, even though they may ride the same model of motorcycle. With that thought in mind, we have listed not only our suggested fitment, but we have also added other options that allow you to choose a tire which closely matches your riding needs.

Sport: More aggressive riding such as canyon roads etc..

Extended Mileage: You want great all-weather performance with better mileage than a sport tire.

Track Day: Optimal for use during track day events.

Metzeler Dual Purpose Options

Metzeler knows that dual purpose riders like to use their motorcycles in various riding environments. With that thought in mind, we have listed not only our suggested fitment, but we've also added another option that allow you to choose a tire which closely matches your riding needs.

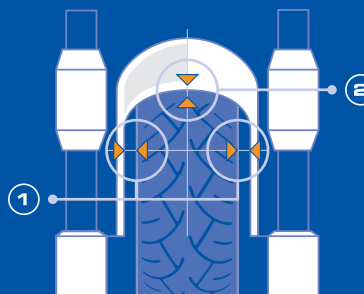
90% Street / 10% Off-Road: The ever popular Tourance fits your riding perfectly with great performance, wet or dry, with great mileage.

90% Off-Road / 10% Street: The Karoo series will help you get dirty with plenty of traction while still giving you a good street ride.

IMPORTANT MEASUREMENTS

33

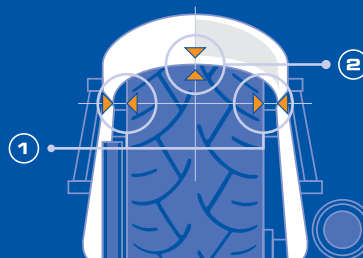
Front Wheel Measurements



1. Lateral Measurement
Tire to fender clearance:
Minimum .25"

2. Radial Measurement
Tire to under fender clearance:
Minimum .50"

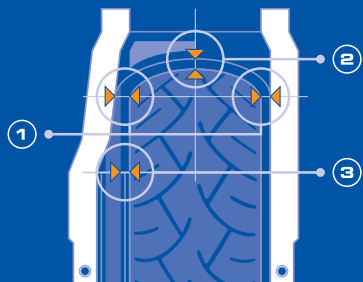
Rear Wheel Measurements



1. Lateral Measurement
Tire to fender clearance:
Minimum .25"

2. Radial Measurement
Tire to under fender clearance
for steel-belted radials:
Minimum .50" - For all other
tires require Minimum .50"

Swingarm Measurements



1. Lateral Measurement
Tire to fender clearance:
Minimum .25"

2. Radial Measurement
Tire to under fender clearance
for steel-belted radials:
Minimum .50" - For all other
tires require Minimum .50"

3. Lateral Measurement
Tire to transmission belt
clearance: Minimum .25"

Important Fitting Information

Correct rim width may be critical to handling and stability.

A tire which is installed on a wider than recommended rim will have a "flattened" profile, with a smaller contact patch during braking. Remember tire clearances are important. Changes to your frame and suspension could alter the handling characteristic of your motorcycle and cause clearance problems.

While every effort has been taken with the production of this brochure and the information herein, Metzeler accepts no liability for loss or damage from errors or omissions.

ON THE ROAD SINCE 1892.



34

APPLICATION

APPLICATION

35

APRILIA MODEL	YEAR	FRONT TIRE	REAR TIRE	F. RIM	R. RIM	F. PSI	R. PSI
RSV 1000 R Factory	05	120/70ZR17 Sportec M-1	180/55ZR17 Sportec M-1 190/50ZR17 alternate	3.5	6.0	32	34
Extended Mileage Track Day/Race		120/70ZR17 Roadtec Z6	180/55ZR17 Roadtec Z6				
RSV Mille 1000	99-05	120/70ZR17 Sportec M-1	180/55ZR17 Sportec M-1	3.5	6.0	32	34
Extended Mileage Track Day/Race		120/70ZR17 Roadtec Z6	180/55ZR17 Roadtec Z6				
RSV 1000 R	00-05	120/70ZR17 Sportec M-1	180/55ZR17 Sportec M-1	3.5	6.0	32	34
Extended Mileage Track Day/Race		120/70ZR17 Roadtec Z6	180/55ZR17 Roadtec Z6				
RSV Tuono, Tuono R	03-05	120/70ZR17 Sportec M-1	180/55ZR17 Sportec M-1 190/50ZR17 alternate	3.5	6.0	32	34
Extended Mileage Track Day/Race		120/70ZR17 Roadtec Z6	180/55ZR17 Roadtec Z6				
SL 1000 Falco	00-04	120/70ZR17 Sportec M-1	180/55ZR17 Sportec M-1	3.5	6.0	32	34
Extended Mileage Track Day/Race		120/70ZR17 Roadtec Z6	180/55ZR17 Roadtec Z6				
SL 1000 R	05	120/65ZR17 Sportec M-1	180/55ZR17 Sportec M-1	3.5	6.0	32	34
Extended Mileage Track Day/Race		120/70ZR17 Roadtec Z6	180/55ZR17 Roadtec Z6				
RST 1000 Futura	01-05	120/70ZR17 Sportec M-1	180/55ZR17 Sportec M-1	3.5	5.5	34	36
Extended Mileage Track Day/Race		120/70ZR17 Roadtec Z6	180/55ZR17 Roadtec Z6				
ETV 1000 CapoNord	02-05	110/80R19 Tourance	150/70R17 Tourance	2.5	4.0	35	39
90% Off / 10% On		110/80R19 MCE Karoo 2	150/70R17 MCE Karoo				
Pegaso 650	97-02	100/90-19 Tourance	130/80R17 Tourance	2.15	3.0	24	31
RS250	97-02	110/70ZR17 Sportec M-1	150/60ZR17 Sportec M-1	3.0	4.5	34	36

BMW MODEL	YEAR	FRONT TIRE	REAR TIRE	F. RIM	R. RIM	F. PSI	R. PSI
K 1200 LT	99-05	120/70B17 ME880	160/70B17 ME880	3.5	5.0	36	38
K 1200 S	05	120/70ZR17 Sportec M1B	190/50ZR17 Sportec M1B	3.5	6.0	34	36
K 1200 RS, RSL	97-04	120/70ZR17 Roadtec Z6	170/60ZR17 Roadtec Z6	3.5	5.0	34	36
Sport		120/70ZR17 Sportec M-1	170/60ZR17 Sportec M-1				
K 1200 RS, RSL	97-04	120/70ZR17 Roadtec Z6	180/55ZR17 Roadtec Z6B	3.5	5.5	34	36
Sport		120/70ZR17 Sportec M-1	180/55ZR17 Sportec M-1				
K 1200 GT	03-04	120/70ZR17 Roadtec Z6	180/55ZR17 Roadtec Z6B	3.5	5.5	34	36
OE		120/70ZR17 MEZ4 K	180/55ZR17 MEZ4 K				
R 1200 RT/ ST	05	120/70ZR17 Roadtec Z6	180/55ZR17 Roadtec Z6C	3.5	5.5	34	36
R 1200 CL	03-04	150/80-16 ME880	170/80B15 ME880	3.5	4.0	36	38
R 1200 C, Montauk	98-04	100/90-18 ME880	170/80B15 ME880	2.5	4.0	36	38
R 1200 GS	04-05	110/80R19 Tourance	150/70R17 Tourance	2.5	4.0	35	39
10% on / 90% off		110/80R19 MCE Karoo 2	150/70R17 MCE Karoo				
R 1150 GS, (Adventure)	00-04	110/80R19 MCE Karoo 2	150/70R17 Karoo	2.5	4.0	35	39
10% off / 90% on		110/80R19 Tourance	150/70R17 Tourance				
R1150 GS	00-03	110/80R19 Tourance	150/70R17 Tourance	2.5	4.0	35	39
10% on/90% off		110/80R19 MCE Karoo 2	150/70R17 MCE Karoo				
R 1150 R	01-04	120/70R17 ME880	170/60R17 ME880	3.5	5.0	34	36
Sport		120/70ZR17 Roadtec Z6	170/60ZR17 Roadtec Z6				
R 1150 R Rockster	03-04	120/70ZR17 Sportec M-1	170/60ZR17 Sportec M-1	3.5	5.5	34	36
Extended Mileage Track Day/Race		120/70ZR17 Roadtec Z6	180/55ZR17 Roadtec Z6				
R 1150 RT, RS	02-04	120/70ZR17 Roadtec Z6	170/60ZR17 Roadtec Z6	3.5	5.0	34	36
Sport		120/70ZR17 Sportec M-1	170/60ZR17 Sportec M-1				
R 1100 S BoxerCup Rep.	03-05	120/70ZR17 Sportec M-1	180/55ZR17 Sportec M-1	3.5	5.5	34	36
Extended Mileage Track Day/Race		120/70ZR17 Roadtec Z6	180/55ZR17 Roadtec Z6				
R1100 R, RS, RT	93-03	120/70ZR17 Roadtec Z6	160/60ZR18 Roadtec Z6	3.5	4.5	34	36
R1100 R/S Spoke	96-98	110/80ZR18 Roadtec Z6	150/70ZR17 Roadtec Z6	2.5	4.0	34	36
R1100 S Special	99-03	120/70ZR17 Sportec M-1	180/55ZR17 Sportec M-1	3.5	5.5	34	36
Extended Mileage Track Day/Race		120/70ZR17 Roadtec Z6	180/55ZR17 Roadtec Z6				

• RACETEC IS FOR CLOSED COURSE USE ONLY • SEE PAGE 32 FOR NOTES ON UPGRADE OPTIONS
 • REFER TO PAGE 27 FOR AIR PRESSURE OPTIONS

BMW MODEL	YEAR	FRONT TIRE	REAR TIRE	F. RIM	R. RIM	F. PSI	R. PSI
R1100 S	99-04	120/70ZR17 Sportec M-1	170/60ZR17 Sportec M-1	3.5	5.0	34	36
Extended Mileage		120/70ZR17 Roadtec Z6	170/60ZR17 Roadtec Z6				
R1100 GS	94-99	110/80R19 Tourance	150/70R17 Tourance	2.5	4.0	35	39
K1100 LT, A	93-97	110/80-18 Lasertec	140/80B17 ME880	2.5	3.0	34	36
K1100 RS, A	93-96	120/70ZR17 Roadtec Z6	160/60ZR18 Roadtec Z6	3.5	4.5	34	36
K1	90-93	120/70ZR17 Roadtec Z6	160/60ZR18 Roadtec Z6	3.5	4.5	34	36
K100	85-86	100/90-18 Lasertec	130/90-17 Lasertec	2.5	2.75	32	36
K100 LT	87-92	100/90-18 Lasertec	130/90-17 Lasertec	2.5	2.75	32	36
K100 RS	85-88	100/90-18 56V	130/90-17 Lasertec	2.5	2.75	32	36
K100 RS	85-88	100/90-18 Lasertec	140/80B17 ME880	2.5	2.75	32	38
K100 RS ABS	88-89	100/90-18 Lasertec	130/90-17 Lasertec	2.5	2.75	32	36
K100 RS ABS	88-89	110/80-18 Lasertec	140/80B17 ME880	2.5	2.75	32	38
K100 RS	90-92	120/70ZR17 Roadtec Z6	160/60ZR18 Roadtec Z6	3.5	4.5	34	36
K100 RT	85-87	100/90-18 Lasertec	130/90-17 Lasertec	2.5	2.75	32	36
R100	91	90/90-18 Lasertec	120/90B18 ME88	2.5	2.5	32	36
R100 GS, PD	88-95	90/90-21 Enduro 3	130/80-17 Enduro 3	1.85	2.5	33	37
R100 R	92-95	110/80-18 Lasertec	140/80B17 ME880	2.5	2.50+	34	36
R100 RS, RT	88-95	90/90-18 Lasertec	120/90B18 ME88	2.5	2.5	36	38
R850 R Cast	96-97	120/70ZR17 Roadtec Z6	160/60ZR18 Roadtec Z6	3.5	4.5	34	36
R850 R Spoke	96-97	110/80ZR18 RoadtecZ6	150/70ZR17 Roadtec Z6	2.5	4.0	34	36
R80	85-87	90/90-18 Lasertec	120/90B18 ME88	2.5	2.5	34	38
R80 GS	81-87	90/90-21 Enduro 3	4.00-18 Enduro 3	1.85	2.5	33	37
R80 RT	85-87	90/90-18 Lasertec	120/90B18 ME88	2.5	2.5	32	36
K75	89-90	100/90-18 ME880	120/90B18 ME88	2.5	2.75	36	38
K75	91-95	100/90-18 ME880	130/90B17 ME88	2.5	2.75	36	38
K75A/ABS	95	100/90-18 Lasertec	130/90-17 Lasertec	2.5	3.0	32	36
K75 C/T	86-87	100/90-18 ME880	120/90B18 ME88	2.5	2.75	36	38
K75 C	88	100/90-18 ME880	120/90B18 ME88	2.5	2.75	36	38
K75 RT, RTA	90-95	100/90-18 Lasertec	130/90-17 Lasertec	2.5	2.75	32	36
K75S, SA	87-95	100/90-18 Lasertec	130/90-17 Lasertec	2.5	2.75/3.0	32	36
R65	85-87	90/90-18 Lasertec	4.00-18 ME77	2.5	2.5	32	34
F650*	97-01	100/90-19 Tourance	130/80R17 Tourance	2.15	3.0	32	36
F 650 CS	03-05	110/70ZR17 Roadtec Z6	160/60ZR17 Roadtec Z6	3.00	4.50	34	36
Sport		110/70ZR17 Sportec M-1	160/60ZR17 Sportec M-1				
F 650 GS	01-05	100/90-19 Tourance	130/80R17 Tourance	2.15/2.5	3.0	32	36
F650 Dakar	01-05	90/90-21 Enduro 3	130/80-17 Enduro 3	1.6/2.15	3.0	32	36

Note: The use of a 120/90-18 tire may require BMW spacer #3631 2301 737

BUELL MODEL	YEAR	FRONT TIRE	REAR TIRE	F. RIM	R. RIM	F. PSI	R. PSI
XB12S/Scg Lightning	03-05	120/70ZR17 Sportec M-1	180/55ZR17 Sportec M-1	3.5	5.5	34	36
Extended Mileage Track Day/Race		120/70ZR17 Roadtec Z6	180/55ZR17 Roadtec Z6				
XB12R Firebolt	03-05	120/70ZR17 Sportec M-1	180/55ZR17 Sportec M-1	3.5	5.5	34	36
Extended Mileage Track Day/Race		120/70ZR17 Roadtec Z6	180/55ZR17 Roadtec Z6				
XB9S Lightning	03-04	120/70ZR17 Sportec M-1	180/55ZR17 Sportec M-1	3.5	5.5	34	36
Extended Mileage Track Day/Race		120/70ZR17 Roadtec Z6	180/55ZR17 Roadtec Z6				
XB9R Firebolt	02-05	120/70ZR17 Sportec M-1	180/55ZR17 Sportec M-1	3.5	5.5	34	36
Extended Mileage Track Day/Race		120/70ZR17 Roadtec Z6	180/55ZR17 Roadtec Z6				
XB9SX CityX	05	120/70ZR17 Sportec M-1	180/55ZR17 Sportec M-1	3.5	5.5	34	36
Extended Mileage Track Day/Race		120/70ZR17 Roadtec Z6	180/55ZR17 Roadtec Z6				

NOTE: ALL PRESSURES SHOWN ARE MINIMUM PRESSURES, USING HIGHER PRESSURES (UP TO THE MAXIMUM) LISTED ON THE TIRE SIDEWALL WILL IMPROVE MILEAGE. CHECK TIRE PRESSURES OFTEN!

ON THE ROAD SINCE 1892.



36

APPLICATION

APPLICATION

37

DUCATI

MODEL	YEAR	FRONT TIRE	REAR TIRE	F. RIM	R. RIM	F. PSI	R. PSI
Supersport 1000DS Extended Mileage Track Day/Race	03-05	120/70ZR17 Sportec M-1 120/70ZR17 Roadtec Z6 120/70ZR17 Racetec	180/55ZR17 Sportec M-1 180/55ZR17 Roadtec Z6 180/55ZR17 Racetec	3.5	5.5	34	36
Monster 1000S ie Extended Mileage Track Day/Race	03-04	120/70ZR17 Sportec M-1 120/70ZR17 Roadtec Z6 120/70ZR17 Racetec	180/55ZR17 Sportec M-1 180/55ZR17 Roadtec Z6 180/55ZR17 Racetec	3.5	5.5	34	36
Monster 1000/S Extended Mileage Track Day/Race	05	120/70ZR17 Sportec M-1 120/70ZR17 Roadtec Z6 120/70ZR17 Racetec	180/55ZR17 Sportec M-1 180/55ZR17 Roadtec Z6 180/55ZR17 Racetec	3.5	5.5	34	36
Multistrada 1000S/ DS Sport	05	120/70ZR17 Roadtec Z6 120/70ZR17 Sportec M-1	180/55ZR17 Roadtec Z6 180/55ZR17 Sportec M-1	3.5	5.5	34	36
Superbike 999, s/R Extended Mileage Track Day/Race	05	120/70ZR17 Sportec M-1 120/70ZR17 Roadtec Z6 120/70ZR17 Racetec	190/50ZR17 Sportec M-1 190/50ZR17 Roadtec Z6 190/55ZR17 Racetec	3.5	5.5	34	36
999, 999S Extended Mileage Track Day/Race	03-04	120/70ZR17 Sportec M-1 120/70ZR17 Roadtec Z6 120/70ZR17 Racetec	190/50ZR17 Sportec M-1 190/50ZR17 Roadtec Z6 190/55ZR17 Racetec	3.5	5.5	34	36
998R, 998, 998S Extended Mileage Track Day/Race	02	120/70ZR17 Sportec M-1 120/70ZR17 Roadtec Z6 120/70ZR17 Racetec	190/50ZR17 Sportec M-1 190/50ZR17 Roadtec Z6 190/55ZR17 Racetec	3.5	5.5	34	36
996 R Extended Mileage Track Day/Race	01	120/70ZR17 Sportec M-1 120/70ZR17 Roadtec Z6 120/70ZR17 Racetec	190/50ZR17 Sportec M-1 190/50ZR17 Roadtec Z6 190/55ZR17 Racetec	3.5	5.5	34	36
996 S/SPS Extended Mileage Track Day/Race	99-01	120/70ZR17 Sportec M-1 120/70ZR17 Roadtec Z6 120/70ZR17 Racetec	190/50ZR17 Sportec M-1 190/50ZR17 Roadtec Z6 190/55ZR17 Racetec	3.5	5.5	34	36
ST4S, ST4S ABS Sport	02-05	120/70ZR17 Roadtec Z6 120/70ZR17 Sportec M-1	180/55ZR17 Roadtec Z6 180/55ZR17 Sportec M-1	3.5	5.5	34	36
ST4 Sport	99-01	120/70ZR17 Roadtec Z6 120/70ZR17 Sportec M-1	170/60ZR17 Roadtec Z6 170/60ZR17 Sportec M-1	3.5	5.5	34	36
ST3 Sport Track Day/Race	04-05	120/70ZR17 Roadtec Z6 120/70ZR17 Sportec M-1 120/70ZR17 Racetec	180/55ZR17 Roadtec Z6 180/55ZR17 Sportec M-1 180/55ZR17 Racetec	3.5	5.5	34	36
ST2 Sport	98-02	120/70ZR17 Roadtec Z6 120/70ZR17 Sportec M-1	170/60ZR17 Roadtec Z6 170/60ZR17 Sportec M-1	3.5	5.5	34	36
S4R Sport Track Day/Race	04	120/70ZR17 Roadtec Z6 120/70ZR17 Sportec M-1 120/70ZR17 Racetec	180/55ZR17 Roadtec Z6 180/55ZR17 Sportec M-1 180/55ZR17 Racetec	3.5	5.5	34	36
Monster S4 916 Sport Track Day/Race	01-02	120/70ZR17 Roadtec Z6 120/70ZR17 Sportec M-1 120/70ZR17 Racetec	180/55ZR17 Roadtec Z6 180/55ZR17 Sportec M-1 180/55ZR17 Racetec	3.5	5.5	34	36
Monster S4R Sport Track Day/Race	05	120/70ZR17 Roadtec Z6 120/70ZR17 Sportec M-1 120/70ZR17 Racetec	180/55ZR17 Roadtec Z6 180/55ZR17 Sportec M-1 180/55ZR17 Racetec	3.5	5.5	34	36
916 Extended Mileage	95-98	120/70ZR17 Sportec M-1 120/70ZR17 Roadtec Z6	190/50ZR17 Sportec M-1 190/50ZR17 Roadtec Z6	3.5	5.5	34	36
907 ie Extended Mileage	91-93	120/70ZR17 Sportec M-1 120/70ZR17 Roadtec Z6	170/60ZR17 Sportec M-1 170/60ZR17 Roadtec Z6	3.5	5.5	34	36
900 CR Extended Mileage	94-98	120/60ZR17 Sportec M-1 120/70ZR17 Roadtec Z6	160/60ZR17 Sportec M-1 160/60ZR17 Roadtec Z6	3.5	4.5	34.3	6
E-900	93-95	110/80R19 Tourance	140/80R17 Tourance	2.15	3.0	31	35
900 FE Sport	98	120/70ZR17 Roadtec Z6 120/70ZR17 Sportec M-1	170/60ZR17 Roadtec Z6 170/60ZR17 Sportec M-1	3.5	5.5	34	36
MH900 e Monster 900	01 94-02	120/65ZR17 Sportec M-1 120/70ZR17 Roadtec Z6 120/70ZR17 Sportec M-1	170/60ZR17 Sportec M-1 170/60ZR17 Roadtec Z6 170/60ZR17 Sportec M-1	3.5 3.5	5.5 5.5	34 34	36 36
900 SL Sport	93	120/70ZR17 Roadtec Z6 120/70ZR17 Sportec M-1	170/60ZR17 Roadtec Z6 170/60ZR17 Sportec M-1	3.5	5.5	34	36
900 SP Extended Mileage	94-97	120/70ZR17 Sportec M-1 120/70ZR17 Roadtec Z6	170/60ZR17 Sportec M-1 170/60ZR17 Roadtec Z6	3.5	5.5	34	36
900 SS Extended Mileage	91-93	120/70ZR17 Sportec M-1 120/70ZR17 Roadtec Z6	170/60ZR17 Sportec M-1 170/60ZR17 Roadtec Z6	3.5	5.5	34	36
Supersport 900 Extended Mileage	99-02	120/70ZR17 Sportec M-1 120/70ZR17 Roadtec Z6	170/60ZR17 Sportec M-1 170/60ZR17 Roadtec Z6	3.5	5.5	34	36

DUCATI

MODEL	YEAR	FRONT TIRE	REAR TIRE	F. RIM	R. RIM	F. PSI	R. PSI
900 Sport Extended Mileage	02	120/70ZR17 Sportec M-1 120/70ZR17 Roadtec Z6	170/60ZR17 Sportec M-1 170/60ZR17 Roadtec Z6	3.5	5.5	34	36
851 Sport Extended Mileage Track Day/Race	90-92	120/70ZR17 Sportec M-1 120/70ZR17 Roadtec Z6 120/70ZR17 Racetec	180/55ZR17 Sportec M-1 180/55ZR17 Roadtec Z6 180/55ZR17 Racetec	3.5	5.5	34	36
851 SPO Extended Mileage Track Day/Race	93	120/70ZR17 Sportec M-1 120/70ZR17 Roadtec Z6 120/70ZR17 Racetec	180/55ZR17 Sportec M-1 180/55ZR17 Roadtec Z6 180/55ZR17 Racetec	3.5	5.5	34	36
851 LTD Extended Mileage Track Day/Race	94	120/70ZR17 Sportec M-1 120/70ZR17 Roadtec Z6 120/70ZR17 Racetec	180/55ZR17 Sportec M-1 180/55ZR17 Roadtec Z6 180/55ZR17 Racetec	3.5	5.5	34	36
Supersport 800 t Extended Mileage	03-04	120/70ZR17 Sportec M-1 120/70ZR17 Roadtec Z6	170/60ZR17 Sportec M-1 170/60ZR17 Roadtec Z6	3.5	5.5	34	36
Monster 800 ie e Extended Mileage	03-04	120/60ZR17 Sportec M-1 120/60ZR17 Roadtec Z6	160/60ZR17 Sportec M-1 160/60ZR17 Roadtec Z6	3.5	4.5	34	36
750 F1-S Monster 750 ie Extended Mileage	88 02	120/80V16 ME33 120/60ZR17 Sportec M-1 120/60ZR17 Roadtec Z6	130/80V18 ME55A 160/60ZR17 Sportec M-1 160/60ZR17 Roadtec Z6	2.5 3.5	3.0 4.5	34 34	36 36
Monster 750 Extended Mileage	97-01	120/60ZR17 Sportec M-1 120/60ZR17 Roadtec Z6	160/60ZR17 Sportec M-1 160/60ZR17 Roadtec Z6	3.5	4.5	34	36
750 Supersport Extended Mileage	92-93	120/60ZR17 Sportec M-1 120/60ZR17 Roadtec Z6	160/60ZR17 Sportec M-1 160/60ZR17 Roadtec Z6	3.5	4.5	34	36
750 Super Sport Extended Mileage	99-02	120/70ZR17 Sportec M-1 120/70ZR17 Roadtec Z6	160/60ZR17 Sportec M-1 160/60ZR17 Roadtec Z6	3.5	4.5	34	36
750 Sport Extended Mileage	01-02	120/70ZR17 Sportec M-1 120/70ZR17 Roadtec Z6	160/60ZR17 Sportec M-1 160/60ZR17 Roadtec Z6	3.5	4.5	34	36
749, R, S Extended Mileage Track Day/Race	03-04	120/70ZR17 Sportec M-1 120/70ZR17 Roadtec Z6 120/70ZR17 Racetec	180/55ZR17 Sportec M-1 180/55ZR17 Roadtec Z6 180/55ZR17 Racetec	3.5	5.5	34	36
Superbike 749/Dark s/R Extended Mileage Track Day/Race	05	120/70ZR17 Sportec M-1 120/70ZR17 Roadtec Z6 120/70ZR17 Racetec	180/55ZR17 Sportec M-1 180/55ZR17 Roadtec Z6 180/55ZR17 Racetec	3.5	5.5	34	36
748 650 Indiana	97-02 88	120/60ZR17 Sportec M-1 110/90-18 ME880	180/55ZR17 Sportec M-1 140/90B18 ME880	3.5 2.5	5.5 3.5	34 38	36 38
Monster 620 ie Monster 620/Dark Extended Mileage	99-04 05	120/70ZR17 Roadtec Z6 120/60ZR17 Sportec M-1 120/60ZR17 Roadtec Z6	170/60ZR17 Roadtec Z6 160/60ZR17 Sportec M-1 160/60ZR17 Roadtec Z6	3.5 3.5	4.5 4.5	34 34	36 36
Multistrada 620/Dark Extended Mileage	05	120/60ZR17 Sportec M-1 120/60ZR17 Roadtec Z6	160/60ZR17 Sportec M-1 160/60ZR17 Roadtec Z6	3.5	4.5	34	36
Monster S2R/Dark Extended Mileage Track Day/Race	05	120/70ZR17 Sportec M-1 120/70ZR17 Roadtec Z6 120/70ZR17 Racetec	180/55ZR17 Sportec M-1 180/55ZR17 Roadtec Z6 180/55ZR17 Racetec	3.5	5.5	34	36

HARLEY-DAVIDSON

MODEL	YEAR	FRONT TIRE	REAR TIRE	F. RIM	R. RIM	F. PSI	R. PSI
V-Rod VRSCA Stage 2	02-04	120/70ZR19 ME880	180/55ZR18 ME880 200/50R18 ME880	3.0	5.5	34	36
FLHR/R1 CI Road King Stage 2 Stage 2	04	130/90-16 ME880 130/70-18 ME880 140/70-18 ME880	140/90B18 ME880 140/70B18 ME880 140/70B18 ME880	3.0 * *	3.0 * *	38 38 38	44 44 44
FLHR/R1 CI SE 1450 Road King Stage 1 Stage 2 Stage 2	99-03	130/90-16 ME880 130/70B18 ME880 140/70-18 ME880	130/90B16 ME880 140/90B16 ME880 140/70B18 ME880	3.0 * *	3.0 * *	38 38 38	44 44 44
FLHT, FLHTC/CI Electra Glide FLHT, FLHTC/CI SE 1450 Electra Glide Stage 1	04 99-03	130/90-16 ME880 130/90-16 ME880 140/90B16 ME880	140/90B16 ME880 130/90B16 ME880 140/90B16 ME880	3.0 3.0 3.0	3.0 3.0 3.0	38 38 38	44 44 44
FLHTCUJI Ultra Cl. Electra Glide	04	130/90-16 ME880	140/90B16 ME880	3.0	3.0	38	44

FOR COMPLETE INFORMATION ON HARLEY-DAVIDSON UPGRADES, SEE OUR LATEST V-TWIN BROCHURE!

NOTE: ALL PRESSURES SHOWN ARE MINIMUM PRESSURES, USING HIGHER PRESSURES (UP TO THE MAXIMUM) LISTED ON THE TIRE SIDEWALL WILL IMPROVE MILEAGE. CHECK TIRE PRESSURES OFTEN!

• RACETEC IS FOR CLOSED COURSE USE ONLY • SEE PAGE 32 FOR NOTES ON UPGRADE OPTIONS
• REFER TO PAGE 27 FOR AIR PRESSURE OPTIONS

ON THE ROAD SINCE 1892.



38

APPLICATION

APPLICATION

39

HARLEY-DAVIDSON

MODEL	YEAR	FRONT TIRE	REAR TIRE	F. RIM	R. RIM	F. PSI	R. PSI
FLHTCUI 1450 Ultra Cl. Stage 1	99-03	130/90H16 ME880	130/90HB16 ME880 140/90B16 ME880	3.0	3.0	38	44
FLST,FLSTC Her. Softail Stage 1	03-04	130/90-16 ME880	150/80B16 ME880 160/80B16 ME880	3.0	3.0	38	40
Stage 2		130/70B18 ME880 140/70-18 ME880	160/60R18 ME880 160/60R18 ME880	*	*		
FLSTC1 1450 Heritage Softail Classic Stage 1	99-02	130/90-16 ME880	130/90B16 ME880 140/90B16 ME880	3.0	3.0	38	44
Stage 2			150/80B16 ME880	(OE wide tire kit)			
FLSTF/ Fat Boy Stage 1	03-04	130/90-16 ME880	150/80B16 ME880 160/80B16 ME880	3.0	3.0	38	40
Stage 2		130/70B18 ME880	160/60R18 ME880	*	*		
Stage 2		140/70-18 ME880	160/60R18 ME880	*	*		
FXSTS1 1450 Springer Softail Stage 1	99-02	90/90-21 ME880	130/90HB16 ME880 140/90B16 ME880	2.15	3.0	36	40
Stage 2		120/70-21		*			
Stage 2			150/80B16 ME880	(OE wide tire kit)			
FLHR FLHRCI 1340 Road King Stage 1	94-98	130/90-16 ME880	130/90B16 ME880 140/90B16 ME880	3.0	3.0	38	44
Stage 2		130/70B18 ME880	140/70B18 ME880	*	*		
Stage 2		140/70-18 ME880	140/70B18 ME880	*	*		
FLHS 1340 Electra Glide Sport Stage 1	88-93	130/90-16 ME880	130/90B16 ME880 140/90B16 ME880	3.0	3.0	38	44
FLHT, FLHTC 1340 Electra Glide Stage 1	83-98	130/90-16 ME880	130/90B16 ME880 140/90B16 ME880	3.0	3.0	38	44
FLST,FLSTC, FLSTN 1340 Heritage Softail Stage 1	87-99	130/90-16 ME880	130/90B16 ME880 140/90B16 ME880	3.0	3.0	38	44
Stage 2			150/80B16 ME880	(OE wide tire kit)			
FLSTF 1340 Fat Boy Stage 1	92-99	130/90-16 ME880	130/90B16 ME880 140/90B16 ME880	3.0	3.0	38	44
Stage 2			150/80B16 ME880	(OE wide tire kit)			
FLSTS 1340 Heritage Springer Stage 1	97-99	130/90-16 ME880	130/90B16 ME880 140/90B16 ME880	3.0	3.0	38	44
FLT,FLTC 1340 Tour Glide Stage 1	80-90	130/90-16 ME880	130/90B16 ME880 140/90B16 ME880	3.0	3.0	38	44
FLT-C,FLTC-U 1340 U.I. Classic Stage 1	91-96	130/90-16 ME880	130/90B16 ME880 140/90B16 ME880	3.0	3.0	38	44
FXD 1340 Dyna Super Glide Stage 1	95-98	100/90-19 ME880	130/90B16 ME880 140/90B16 ME880	2.15	3.0	38	44
FXDB 1340 Daytona, Sturgis Stage 1	91-92	100/90-19 ME880	130/90B16 ME880 140/90B16 ME880	2.15	3.0	38	44
FXDC 1340 Dyna Glide Custom Stage 1	92	100/90-19 ME880	130/90B16 ME880 140/90B16 ME880	2.15	3.0	38	44
FXDL 1340 Dyna Low Rider Stage 1	93-98	100/90-19 ME880	130/90B16 ME880 140/90B16 ME880	2.15	3.0	38	44
FXDS 1340 Dyna Convertible Stage 1	94-98	100/90-19 ME880	130/90B16 ME880 140/90B16 ME880	2.15	3.0	38	44
FXDWG 1340 Dyna Wide Glide Stage 1	93-98	90/90-21 ME880	130/90B16 ME880 140/90B16 ME880	2.15	3.0	36	44

• RACETEC IS FOR CLOSED COURSE USE ONLY • SEE PAGE 32 FOR NOTES ON UPGRADE OPTIONS
• REFER TO PAGE 27 FOR AIR PRESSURE OPTIONS

HARLEY-DAVIDSON

MODEL	YEAR	FRONT TIRE	REAR TIRE	F. RIM	R. RIM	F. PSI	R. PSI
FXLR 1340 Low Rider Custom Stage 1	87-94	90/90-21 ME880	130/90B16 ME880 140/90B16 ME880	2.15	3.0	36	40
FXR 1340 Super Glide Stage 1	86-94	100/90-19 ME880	130/90B16 ME880 140/90B16 ME880	2.15	3.0	38	44
FXRD 1340 Grand Tour. Stage 1	86	100/90-19 ME880	130/90B16 ME880 140/90B16 ME880	2.15	3.0	38	44
FXRS 1340 Low Rider Stage 1	83-93	100/90-19 ME880	130/90B16 ME880 140/90B16 ME880	2.15	3.0	38	44
FXRS-SP 1340 Sport Edition Stage 1	88-93	100/90-19 ME880	130/90B16 ME880 140/90B16 ME880	2.15	3.0	38	44
FXRT 1340 Sport Glide Stage 1	83-92	100/90-19 ME880	130/90B16 ME880 140/90B16 ME880	2.15	3.0	38	44
FXST 1340 Softail Stage 1	84-99	90/90-21 ME880	130/90B16 ME880 140/90B16 ME880	2.15	3.0	36	40
FXSTC 1340 Softail Custom Stage 1	87-99	90/90-21 ME880	130/90B16 ME880 140/90B16 ME880	2.15	3.0	36	40
FXSTS 1340 Springer Softail Stage 1	89-99	90/90-21 ME880	130/90B16 ME880 140/90B16 ME880	2.15	3.0	36	40
FXSTSB 1340 Bad Boy Stage 1	95-97	90/90-21 ME880	130/90B16 ME880 140/90B16 ME880	2.15	3.0	36	40
FXWG 1340 Wide Glide Stage 1	81-86	90/90-21 ME880	130/90B16 ME880 140/90B16 ME880	2.15	3.0	36	40
XL 1200 C Sportster Custom Stage 1	04	90/90-21 ME880	150/80B16 ME880 160/80B16 ME880	2.15	3.0	36	38
XL 1200 C Sportster Custom Stage 1	96-03	90/90-21 ME880	130/90B16 ME880 140/90B16 ME880	2.15	3.0	36	38
XL 1200 R Sportster R Stage 1	04	100/90-19 ME880	150/80B16 ME880 160/80B16 ME880	2.15	3.0	36	38
XL 1200 S Sportster Sport Stage 1	96-03	100/90-19 ME880	130/90B16 ME880 140/90B16 ME880	2.15	3.0	36	38
XLH 1200 Sportster Stage 1	88-03	100/90-19 ME880	130/90B16 ME880 140/90B16 ME880	2.15/2.5	3.0	38	38
XLH 1100 Sportster Stage 1	86-87	100/90-19 ME880	130/90B16 ME880 140/90B16 ME880	2.15	3.0	36	38
XLH 883 Sportster Stage 1	04	100/90H19 ME880	150/80HB16 ME880 160/80B16 ME880	2.15	3.0	36	38
XLH 883 Sportster Stage 1	00-03	100/90-19 ME880	130/90B16 ME880 140/90B16 ME880	2.15	3.0	36	38
XLH 883 Sportster Hugger Stage 1	91-03	100/90-19 ME880	130/90B16 ME880 140/90B16 ME880	2.15	3.0	36	38
XLH 883 Sportster Hugger Stage 1	86-90	100/90-19 ME880	130/90B16 ME880 140/90B16 ME880	2.15	3.0	36	38
XLH 883 Sportster Deluxe Stage 1	91-98	100/90-19 ME880	130/90B16 ME880 140/90B16 ME880	2.5	3.0	36	38
XLH 883 Sportster Deluxe Stage 1	86-90	100/90-19 ME880	130/90B16 ME880 140/90B16 ME880	2.5	3.0	36	38
XLH 883C Sportster Stage 1	04	100/90H19 ME880	150/80HB16 ME880 160/80B16 ME880	2.15	3.0	36	38
XLH 883C Sportster Stage 1	99-03	100/90-19 ME880	130/90B16 ME880 140/90B16 ME880	2.15	3.0	36	38

* Indicates please reference tech data for permissible rims # Designates special tire fitment on O.E. rim

FOR COMPLETE INFORMATION ON HARLEY-DAVIDSON UPGRADES, SEE OUR LATEST V-TWIN BROCHURE!

NOTE: ALL PRESSURES SHOWN ARE MINIMUM PRESSURES, USING HIGHER PRESSURES (UP TO THE MAXIMUM) LISTED ON THE TIRE SIDEWALL WILL IMPROVE MILEAGE. CHECK TIRE PRESSURES OFTEN!

ON THE ROAD SINCE 1892.



40

APPLICATION

APPLICATION

41

HONDA

MODEL	YEAR	FRONT TIRE	REAR TIRE	F. RIM	R. RIM	F. PSI	R. PSI
GL 1800 Goldwing	01-05	130/70R18 ME880 G	180/60R16 ME880 G	3.5	5.0	40	42
VTX 1800R, N	02-05	150/80R17 ME880	180/70R16 ME880	3.5	5.0	40	42
Stage 1			200/60R16 ME880				
VTX 1800C	02-05	130/70R18 ME880 H	180/70R16 ME880	3.5	5.0	40	42
Stage 1			200/60R16 ME880				
GL1500 Goldwing	88-00	130/70B18 ME880	160/80B16 ME880	3.0	3.5	40	42
GL1500 Valkyrie C,F	96-04	150/80R17 ME880	180/70R16 ME880	3.5	5.0	40	42
ST1300/ ABS	03-05	120/70ZR17 Roadtec Z6	170/60ZR17 Roadtec Z6	3.5	5.0	34	36
VTX1300 C	04-05	110/90-19 ME880	170/80B15 ME880	N/A	N/A	36	38
Stage 1			200/70B15 ME880				
GL1200 Goldwing	84-87	130/90-16 ME880	150/90B15 80H ME880	2.5	3.0	38	44
CBR1100XX	97-04	120/70ZR17 Roadtec Z6	180/55ZR17 Roadtec Z6	3.5	5.5	34	36
Sport		120/70ZR17 Sportec M-1	180/55ZR17 Sportec M-1				
Track Day/Race		120/70ZR17 Racetec	180/55ZR17 Racetec				
ST1100 ABS	96-02	120/70ZR18 Roadtec Z6	160/70ZR17 MEZ4	3.5	4.5	34	36
ST1100	90-02	110/80ZR18 Roadtec Z6	160/70ZR17 MEZ4	3.0	4.5	34	36
VT1100 C Shadow	85-86	110/90-18 ME880	140/90B15 ME880	2.5	3.0	34	38
VT1100 C Shadow	87-90	110/90-18 ME880	170/80B15 ME880	2.15	3.5	34	38
Stage 1			200/70B15 ME880				
VT1100 C Shadow	92-97	110/90-18 ME880	170/80B15 ME880	2.15	3.5	34	38
Stage 1			200/70B15 ME880				
VT1100 C Shadow Spirit	97-05	110/90-18 ME880	170/80B15 ME880	2.15	3.5	36	38
Stage 1			200/70B15 ME880				
VT1100 C Shadow	87-90	110/90-18 ME880	170/80B15 ME880	2.15	3.5	34	38
Stage 1			200/70B15 ME880				
VT1100 C Shadow	92-97	110/90-18 ME880	170/80B15 ME880	2.15	3.5	34	38
Stage 1			200/70B15 ME880				
VT1100 C Shadow Spirit	97-05	110/90-18 ME880	170/80B15 ME880	2.15	3.5	36	38
Stage 1			200/70B15 ME880				
VT1100 Shadow							
American Cl. ACE	95-00	120/90B18 ME880	170/80B15 ME880	3.0	3.5	36	38
Stage 1			200/70B15 ME880				
VT1100 C2 Shadow Sabre	00-05	120/90B18 ME880	170/80B15 ME880	3.0	3.5	36	38
Stage 1			200/70B15 ME880				
CBR1000 RR	04-05	120/70ZR17 Sportec M-1	190/50ZR17 Sportec M-1	3.5	5.5	34	36
Extended Mileage		120/70ZR17 Roadtec Z6	190/50ZR17 Roadtec Z6				
RVT1000 RC51	00-05	120/70ZR17 Sportec M-1	190/50ZR17 Sportec M-1	3.5	6.0	34	36
Extended Mileage		120/70ZR17 Roadtec Z6	190/50ZR17 Roadtec Z6				
VTR1000 F Superhawk	97-05	120/70ZR17 Roadtec Z6	180/55ZR17 Roadtec Z6	3.5	5.5	34	36
Sport		120/70ZR17 Sportec M-1	180/55ZR17 Sportec M-1				
Track Day/Race		120/70ZR17 Racetec K1	180/55ZR17 Racetec				
CBR1000F	90-96	120/70ZR17 Roadtec Z6	170/60ZR17 Roadtec Z6	3.5	5.5	34	36
Sport		120/70ZR17 Sportec M-1	170/60ZR17 Sportec M-1				
VF1000F2 Interceptor	87	110/80ZR18 Roadtec Z6	150/70ZR17 Roadtec Z6	2.5	3.50 +	34	36
CBR954RR	02-03	120/70ZR17 Sportec M-1	190/50ZR17 Sportec M-1	3.5	6.0	34	36
Extended Mileage		120/70ZR17 Roadtec Z6	190/50ZR17 Roadtec Z6				
CBR929RR	00-01	120/70ZR17 Sportec M-1	190/50ZR17 Sportec M-1	3.5	6.0	34	36
Extended Mileage		120/70ZR17 Roadtec Z6	190/50ZR17 Roadtec Z6				
CB900F 919	02-04	120/70ZR17 Roadtec Z6	180/55ZR17 Roadtec Z6	3.5	5.5	34	36
Sport		120/70ZR17 Sportec M-1	180/55ZR17 Sportec M-1				
Track Day/Race		120/70ZR17 Racetec	180/55ZR17 Racetec				
CBR900RR	92-99	130/70ZR16 Sportec M-1	180/55ZR17 Sportec M-1	3.5	5.5	34	36
PC800 Pacific Coast	89-90	120/80-17 ME880	140/80B15 ME880	3.0	3.5	38	40
PC800 Pacific Coast	95-00	120/80-17 ME880	140/80B15 ME880	3.0	3.5	38	40
VFR800FI / ABS	98-05	120/70ZR17 Roadtec Z6	180/55ZR17 Roadtec Z6	3.5	5.5	34	36
Sport		120/70ZR17 Sportec M-1	180/55ZR17 Sportec M-1				
Track Day/Race		120/70ZR17 Racetec	180/55ZR17 Racetec				
VT800 C Shadow	88	100/90-19 ME880	140/80B15 ME880	2.15	3.5	36	40
CB750 Nighthawk	91-03	110/80ZR18 Roadtec Z6	150/70ZR17 Roadtec Z6	2.75	4.0	34	36
VT750 Shadow Aero	04-05	120/80B17 ME880	170/80-15 ME880	3.0	3.5	36	40
Stage 1			200/70-15 ME880				
VT750 DC Shadow Spirit	04-05	110/90-19 ME880	170/80-15 ME880				
Stage 1			200/70-15 ME880				
VF750 C Magna V45 (VF700C)	86	110/90-18 ME880	140/90B15 ME880	2.5	3.0	34	38

• RACETEC IS FOR CLOSED COURSE USE ONLY • SEE PAGE 32 FOR NOTES ON UPGRADE OPTIONS
 • REFER TO PAGE 27 FOR AIR PRESSURE OPTIONS

HONDA

MODEL	YEAR	FRONT TIRE	REAR TIRE	F. RIM	R. RIM	F. PSI	R. PSI
VF750 C Magna V45 (VF700C)	87-88	100/90-19 ME880	150/80B15 ME880	2.15	3.0	36	40
VF750 C Magna	93-94	120/80-17 ME880	150/80B15 ME880	3.0	3.5	36	40
VF750 C/CD Magna	95-96	120/80-17 ME880	150/80B15 ME880	3.0	3.5	36	40
VF750 C Magna	97-03	120/80-17 ME880	150/80B15 ME880	3.0	3.5	36	40
VFR750 Interceptor	86	110/90-16 Lasertec	130/80-18 Lasertec	2.5	3.5	34	36
VFR750 F	90-93	120/70ZR17 Roadtec Z6	170/60ZR17 Roadtec Z6	3.5	5.5	34	36
Sport		120/70ZR17 Sportec M-1	170/60ZR17 Sportec M-1				
VFR750	94-97	120/70ZR17 Roadtec Z6	170/60ZR17 Roadtec Z6	3.5	5.0	34	36
Sport		120/70ZR17 Sportec M-1	170/60ZR17 Sportec M-1				
VFR750 RC45	94	130/70ZR16 Sportec Z6	190/50ZR17 Sportec M-1	3.5	6.0	34	36
CB700 SC Nighthawk S	84-86	120/80V16 ME33	130/90-16 ME550	2.5	3.0	34	36
VF700 C Magna	85-86	110/90-18 ME880	140/90B15 ME880	2.5	3.0	34	38
VFR700 Interceptor	86-87	110/90-16 Lasertec	130/80V18 Lasertec	2.5	3.5	34	36
VT700 C Magna	87	100/90-19 ME880	150/80B15 ME880	2.15	3.0	32	38
VT700 C Shadow	84-87	100/90-19 ME880	140/90B15 ME880	2.15	3.0	32	38
XR650 L	92-04	90/90-21 Enduro 3	4.00-18 Enduro 3	1.6	2.15	24	31
CBR600RR	03-05	120/70ZR17 Sportec M-1	180/55ZR17 Sportec M-1	3.5	5.5	34	36
Extended Mileage		120/70ZR17 Roadtec Z6	180/55ZR17 Roadtec Z6				
Track Day/Race		120/70ZR17 Racetec	180/55ZR17 Racetec				
CBR600 F4/F4i	99-05	120/70ZR17 Sportec M-1	180/55ZR17 Sportec M-1	3.5	5.5	34	36
Extended Mileage		120/70ZR17 Roadtec Z6	180/55ZR17 Roadtec Z6				
Track Day/Race		120/70ZR17 Racetec	180/55ZR17 Racetec				
CBR600 F3	95-98	120/60ZR17 Sportec M-1	160/60ZR17 Sportec M-1	3.5	5.0	34	36
Extended Mileage		120/60ZR17 Roadtec Z6	160/60ZR17 Roadtec Z6				
CBR600 F2	91-94	120/60ZR17 Sportec M-1	160/60ZR17 Sportec M-1	3.5	4.5	34	36
Extended Mileage		120/60ZR17 Roadtec Z6	160/60ZR17 Roadtec Z6				
CB600F (S99)	04	120/70ZR17 Sportec M-1	180/55ZR17 Sportec M-1	3.5	5.5	34	36
Extended Mileage		120/70ZR17 Roadtec Z6	180/55ZR17 Roadtec Z6				
Track Day/Race		120/70ZR17 Racetec	180/55ZR17 Racetec				
VTX600 C Shadow VLX	04-05	100/90-19 ME880	170/80B15 ME880	2.15	3.5	36	38
Stage 1			200/70B15 ME880				
VT600 C Shadow							
VLX Deluxe	93-05	100/90-19 ME880	170/80B15 ME880	2.15	3.5	36	38
Stage 1			200/70B15 ME880				
XL600 V Transalp	89-90	90/90-21 Tourance	130/80R17 Tourance	1.85	2.5	24	31
GB500	89-90	90/90-18 Lasertec	4.00V18 Lasertec	2.15	2.5	32	34
VF500 F Interceptor	84-86	110/90-16 Lasertec	4.00V18 Lasertec	2.15	2.5	32	34
CB450 SC Nighthawk	82-86	100/90-19 Lasertec	130/90-16 Lasertec	2.15	2.5	32	36
XR250 L	91-96	90/90-21 Enduro 3	4.00-18 Enduro 3	1.6	2.15	24	27
CMX250C Rebel	05	90/90-18 Lasertec	130/90-15 ME77	N/A	N/A	34	36
XR650L	04-05	90/90-21 MCE Karoo 2	120/80-18 MCE Karoo	1.6	2.5	24	27

KAWASAKI

MODEL	YEAR	FRONT TIRE	REAR TIRE	F. RIM	R. RIM	F. PSI	R. PSI
Vulcan 2000/ Limited Edition	05	150/80-16 ME880	200/60R16 ME880	3.5	6.0	36	40
Vulcan 1600 Nomad, Classic	05	150/80-16 ME880	180/70R16 ME880	3.0	4.5	36	40
Vulcan 1500 Classic	96-05	130/90-16 ME880	150/80B16 ME880	3.0	3.5	36	40
Stage 1			160/80B16 ME880				
VN1500 Vulcan Drifter	99-05	130/90-16 ME880	150/80B16 ME880	3.0	3.5	36	40
Stage 1			160/80B16 ME880				
VN1500 Vulcan Nomad/FI	99-04	150/80-16 ME880	150/80B16 ME880	3.0	3.5	36	40
Stage 1			160/80B16 ME880				
VN 1500 Vulcan A, SE	87-99	100/90-19 ME880	150/90B15 ME880	2.15	3.0	38	46
VN 1500 L Vulcan Spoke	96-97	100/90-19 ME880	150/90B15 ME880	2.15	3.0	38	46
ZN 1300 Voyager	83-88	120/90B18 ME880	140/90B16 ME880	2.5	3.5	38	46
ZG 1200 Voyager XII	86-03	130/90-16 ME880	150/90B15 ME880	2.5	3.5	38	46
ZZR1200R	02-05	120/70ZR17 Sportec M-1	180/55ZR17 Sportec M-1	3.5	5.5	34	36
Extended Mileage		120/70ZR17 Roadtec Z6	180/55ZR17 Roadtec Z6				
Track Day/Race		120/70ZR17 Racetec	180/55ZR17 Racetec				

NOTE: ALL PRESSURES SHOWN ARE MINIMUM PRESSURES, USING HIGHER PRESSURES (UP TO THE MAXIMUM) LISTED ON THE TIRE SIDEWALL WILL IMPROVE MILEAGE. CHECK TIRE PRESSURES OFTEN!

ON THE ROAD SINCE 1892.



42

APPLICATION

APPLICATION

43

KAWASAKI

MODEL	YEAR	FRONT TIRE	REAR TIRE	F. RIM	R. RIM	F. PSI	R. PSI
ZRX1200R Sport Track Day/Race	01-05	120/70ZR17 Roadtec Z6 120/70ZR17 Sportec M-1 120/70ZR17 Racetec K1	180/55ZR17 Roadtec Z6 180/55ZR17 Sportec M-1 180/55ZR17 Racetec	3.5	5.5	34	36
Ninja ZX-12R	00-05	120/70ZR17 Sportec P	200/50ZR17 Sportec M-1	3.5	6.0	34	36
GPZ 1100	95-96	120/70ZR17 Roadtec Z6	170/60ZR17 Roadtec Z6	3.5	5.0	34	36
ZRX 1100	99-00	120/70ZR17 Roadtec Z6 120/70ZR17 Sportec M-1	170/60ZR17 Roadtec Z6 170/60ZR17 Sportec M-1	3.5	5.0	34	36
ZX 1100 GPZ	83-84	110/90V18 Lasertec	130/90-17 Lasertec	2.15	2.75	34	36
Ninja ZX-11	93-01	120/70ZR17 Sportec M-1 120/70ZR17 Roadtec Z6 120/70ZR17 Racetec	180/55ZR17 Sportec M-1 180/55ZR17 Roadtec Z6 180/55ZR17 Racetec	3.5	5.5	34	36
Ninja ZX-11 Extended Mileage Track Day/Race	89-93	120/70ZR17 Sportec M-1 120/70ZR17 Roadtec Z6	170/60ZR17 Sportec M-1 170/60ZR17 Roadtec Z6	3.5	5.5	34	36
Ninja ZX-10R	04-05	120/70ZR17 Roadtec Z6 120/70ZR17 Racetec	190/50ZR17 Sportec M-1 190/50ZR17 Roadtec Z6	3.5	6.0	34	36
Ninja ZX-10	88-90	120/70ZR17 Roadtec Z6	160/60ZR18 Roadtec Z6	3.5	4.5	34	36
Z1000	03-05	120/70ZR17 Sportec M-1 120/70ZR17 Roadtec Z6	190/50ZR17 Sportec M-1 190/50ZR17 Roadtec Z6	3.5	6.0	34	36
Ninja ZX-9R	00-03	120/70ZR17 Sportec M-1 120/70ZR17 Roadtec Z6	190/50ZR17 Sportec M-1 190/50ZR17 Roadtec Z6	3.5	6.0	34	36
Ninja ZX-9R Extended Mileage Track Day/Race	94-99	120/70ZR17 Sportec M-1 120/70ZR17 Roadtec Z6 120/70ZR17 Racetec	180/55ZR17 Sportec M-1 180/55ZR17 Roadtec Z6 180/55ZR17 Racetec	3.5	5.5	34	36
ZL900 Eliminator	85-86	100/90-18 ME880	150/90B15 ME880	2.15	3.5	36	38
VN800 Vulcan Stage 1	95-05	80/90-21 ME880	140/90B16 ME880 150/80B16 ME880	1.85	3.0	36	40
Vulcan 800 Drifter, Classic Stage 1	96-05	130/90-16 ME880	140/90B16 ME880 150/80B16 ME880	3.0	3.0	38	40
Ninja ZX-7R, RR	96-03	120/70ZR17 Sportec M-1 120/70ZR17 Roadtec Z6 120/70ZR17 Racetec	190/50ZR17 Sportec M-1 190/50ZR17 Roadtec Z6 190/55ZR17 Racetec	3.5	6.0	34	36
Ninja ZX-7, R	89-95	120/70ZR17 Sportec M-1 120/70ZR17 Roadtec Z6 120/70ZR17 Racetec	180/55ZR17 Sportec M-1 180/55ZR17 Roadtec Z6 180/55ZR17 Racetec	3.5	5.5	34	36
ZX 750 GPZ	85-86	110/90-16 Lasertec	130/80V18 Lasertec	2.5	3.5	34	36
ZR-7S 750	00-03	120/70ZR17 Roadtec Z6	160/60ZR17 Roadtec Z6	3.5	5.0	34	36
VN 750 Vulcan	85-05	100/90-19 ME880	150/90B15 ME880	2.15	3.5	36	40
ZN 750 Cdn.	84-86	110/90V18 Lasertec	130/90-16 Lasertec	2.15	3.0	34	36
ZR750 Zephyr	91-92	110/70ZR17 Roadtec Z6	150/70ZR17 Roadtec Z6	3.00	4.0	34	36
Z750S	05	120/70ZR17 Sportec M-1	180/55ZR17 Sportec M-1	3.5	5.5	34	36
VN700 Vulcan	88-90	100/90-19 ME880	150/90B15 ME880	2.15	3.5	36	40
KLR 650	87-05	90/90-21 Enduro 3	130/80-17 Enduro 3	1.6	2.5	24	31
W650	00-01	100/90V19 Lasertec	130/80V18 Lasertec	2.15	3.0	34	36
KLR 600	84-86	90/90-21 Tourance	130/80R17 Tourance	1.6	2.5	24	31
ZL 600 Eliminator	86-97	100/90-18 ME880	150/80B15 ME880	2.15	3.5	32	38
Ninja ZX-6R, RR	00-05	120/65ZR17 Sportec M-1 120/70ZR17 Roadtec Z6 120/70ZR17 Racetec	180/55ZR17 Sportec M-1 180/55ZR17 Roadtec Z6 180/55ZR17 Racetec	3.5	5.5	34	36
ZZR600	03-04	120/60ZR17 Sportec M-1 120/60ZR17 Roadtec Z6	160/60ZR17 Sportec M-1 160/60ZR17 Roadtec Z6	3.5	4.5	34	36
ZZR600 Extended Mileage	05	120/65ZR17 Sportec M-1	180/55ZR17 Sportec M-1	3.5	5.5	34	36
Ninja ZX-6	90-02	120/60ZR17 Sportec M-1 120/60ZR17 Roadtec Z6	160/60ZR17 Sportec M-1 160/60ZR17 Roadtec Z6	3.5	4.5	34	36
Ninja ZX-6R	98-99	120/60ZR17 Sportec M-1 120/60ZR17 Roadtec Z6	170/60ZR17 Sportec M-1 170/60ZR17 Roadtec Z6	3.5	5.5	34	36
Ninja ZX-6R Extended Mileage	95-97	120/60ZR17 Sportec M-1 120/60ZR17 Roadtec Z6	160/60ZR17 Sportec M-1 160/60ZR17 Roadtec Z6	3.5	5.0	34	36
ZR 550 Zephyr	91	110/80V17 Lasertec	140/70-18 Lasertec	2.5	3.5	34	36
Vulcan 500 LTD	90-05	100/90-19 ME880	140/90B15 ME880	2.15	3.0	36	38
Ninja 500R	94-05	110/70-17 Lasertec	130/70-17 Lasertec	3.0	3.5	34	36
EX500	87-93	110/90-16 Lasertec	130/90-16 Lasertec	2.15	2.5	32	36
EN 450 (454 LTD)	85-90	100/90-19 ME880	140/90B15 ME880	2.15	3.0	36	38
Ninja EX 250, 250R	86-05	110/90-16 Lasertec	130/90-16 Lasertec	2.15	2.5	32	36
KE 175	80-86	90/90-21 Enduro 3	4.00-18 Enduro 3	1.6	1.85	24	27

• RACETEC IS FOR CLOSED COURSE USE ONLY • SEE PAGE 32 FOR NOTES ON UPGRADE OPTIONS
• REFER TO PAGE 27 FOR AIR PRESSURE OPTIONS

MOTO GUZZI

MODEL	YEAR	FRONT TIRE	REAR TIRE	F. RIM	R. RIM	F. PSI	R. PSI
MGS01 Serie Track Day/Race	04	120/70ZR17 Sportec M-1 120/70ZR17 Racetec	190/50ZR17 Sportec M-1 180/55ZR17 Racetec	3.5	6.0	34	36
MGS01 Serie Corsa Track Day/Race	04	120/70ZR17 Sportec M-1 120/70ZR17 Racetec	180/50ZR17 Sportec M-1 180/55ZR17 Racetec	3.5	5.5	34	36
Griso	04-05	120/70ZR17 Sportec M-1	200/50ZR17 Sportec M-1	3.5	6.0	34	36
Breva 1100	04-05	120/70ZR17 Roadtec Z6 120/70ZR17 Sportec M-1 120/70ZR17 Racetec	180/55ZR17 Roadtec Z6 180/55ZR17 Sportec M-1 180/55ZR17 Racetec	3.5	5.5	34	36
California Stone, Touring	02-05	110/90-18 ME880	140/80B17 ME880	2.5	3.5	34	36
California Special, Alum, Ti	02-05	110/90-18 ME880	140/80B17 ME880	2.5	3.5	34	36
California 1100/1100i	94-97	110/90-18 ME880	140/80B17 ME880	2.5	3.5	34	36
California EV 1100	98-99	110/90-18 ME880	140/80B17 ME880	2.5	3.5	34	36
California EV, Touring	02-05	110/90H18 Lasertec	150/70-17 Lasertec	2.5	4.0	34	36
Quota 1100ES	00	90/90-21 Tourance	130/80R17 Tourance	1.85	2.75	32	36
Sport 1100	95-96	120/70ZR17 Roadtec Z6	160/60ZR18 Roadtec Z6	3.5	4.5	34	36
V11 BASSA 1100	99-01	110/90-18 ME880	140/80B17 ME880	2.5	3.5	34	36
V11 Jackal 1100	00-01	110/90-18 ME880	140/80B17 ME880	2.5	3.5	34	36
V11 Lemans, Rosso, Nero	02-05	120/70ZR17 Roadtec Z6 120/70ZR17 Sportec M-1 120/70ZR17 Racetec	180/55ZR17 Roadtec Z6 180/55ZR17 Sportec M-1 180/55ZR17 Racetec	3.5	5.5	34	36
Coppa, Sport	03-05	120/70ZR17 Roadtec Z6 120/70ZR17 Sportec M-1 120/70ZR17 Racetec	180/55ZR17 Roadtec Z6 180/55ZR17 Sportec M-1 180/55ZR17 Racetec	3.5	5.5	34	36
V11 Sport 1100	00-01	120/70ZR17 Roadtec Z6 120/70ZR17 Sportec M-1 120/70ZR17 Racetec	170/60ZR17 Roadtec Z6 170/60ZR17 Sportec M-1 170/60ZR17 Racetec	3.5	4.5	34	36
1000 SP III	93	110/90-18 ME880	120/90B18 ME88	2.5	3.0	34	38
California 1000 III *	89-93	110/90-18 ME880	120/90B18 ME88	2.5	3.0	34	38
1000 Le Mans SE	87	120/80-16 Lasertec	130/80V18 Lasertec	2.5	3.0	34	36
1000 Le Mans	85-87	120/80-16 Lasertec 1	30/80V18 Lasertec	2.5	3.0	34	36
1000 Le Mans	89-92	100/90-18 Lasertec	120/90V18 Lasertec	2.5	3.0	32	36
Daytona 1000	93	120/70ZR17 Roadtec Z6	160/60ZR18 Roadtec Z6	3.5	4.5	34	36
Daytona RS 1000	97	120/70ZR17 Sportec M-1 120/70ZR17 Roadtec Z6	160/60ZR17 Sportec M-1 160/60ZR17 Roadtec Z6	3.5	4.5	34	36
1000 S **	91-93	100/90-18 Lasertec	120/90V18 Lasertec	2.15	2.5	32	36
1000 Strada	93	100/90-18 Lasertec	120/90V18 Lasertec	2.5	3.0	34	36
V10 Centauro 1000	97-98	120/70ZR17 Roadtec Z6 120/70ZR17 Sportec M-1	160/60ZR17 Roadtec Z6 160/60ZR17 Sportec M-1	3.5	4.5	34	36
Breva 750	04-05	110/70-17 Lasertec	130/80-17 Lasertec	3.0	3.5	32	36
V65 Lario	85-87	100/90-16 Lasertec	130/90-16 Lasertec	2.15	2.5	32	36

* Some CA Ills have spoke wheels 2.15 & 2.50

** Some 1000 S have cast wheels 2.50 & 3.00

MV AGUSTA

MODEL	YEAR	FRONT TIRE	REAR TIRE	F. RIM	R. RIM	F. PSI	R. PSI
F4-Oro	00	120/65ZR17 Sportec M-1	190/50ZR17 Sportec M-1	3.5	6.0	34	36
F4-750 S	00-03	120/65ZR17 Sportec M-1	190/50ZR17 Sportec M-1	3.5	6.0	34	36
F4-750 S 1+1	01-03	120/65ZR17 Sportec M-1	190/50ZR17 Sportec M-1	3.5	6.0	34	36
F4-SENNA	02	120/65ZR17 Sportec M-1	190/50ZR17 Sportec M-1	3.5	6.0	34	36
F4 Brutale Serie Oro	03-04	120/65ZR17 Sportec M-1	190/50ZR17 Sportec M-1	3.5	6.0	34	36
F4 Brutale S	03-04	120/65ZR17 Sportec M-1	190/50ZR17 Sportec M-1	3.5	6.0	34	36
F4-750 SPR	03-04	120/65ZR17 Sportec M-1	190/50ZR17 Sportec M-1	3.5	6.0	34	36
F4-AGO	03-05	120/65ZR17 Sportec M-1	190/50ZR17 Sportec M-1	3.5	6.0	34	36
F4 1000S / 1+1	05	120/65ZR17 Sportec M-1	190/50ZR17 Sportec M-1	3.5	6.0	34	36
F4 1000 Tamburini	05	120/65ZR17 Sportec M-1	190/50ZR17 Sportec M-1	3.5	6.0	34	36

NOTE: ALL PRESSURES SHOWN ARE MINIMUM PRESSURES, USING HIGHER PRESSURES (UP TO THE MAXIMUM) LISTED ON THE TIRE SIDEWALL WILL IMPROVE MILEAGE. CHECK TIRE PRESSURES OFTEN!

ON THE ROAD SINCE 1892.



44

APPLICATION

APPLICATION

45

SUZUKI MODEL	YEAR	FRONT TIRE	REAR TIRE	F. RIM	R. RIM	F. PSI	R. PSI
Boulevard C90, T Stage 1	05	150/80-16 ME880	180/70B15 ME880	3.5	5.0	38	40
VL1500 Intruder Stage 1	99-04	150/80-16 ME880	180/70B15 ME880	3.5	5.0	38	40
Boulevard S83 Stage 1	05	110/90-19 ME880	170/80-15 ME880	2.15	4.0	38	40
VS1400 Intruder Stage 1	87-04	110/90-19 ME880	170/80B15 ME880	2.15	4.0	38	40
GV1400 Cavalcade	85-89	130/90-16 ME880	150/90B15 ME880	2.5	3.5	38	46
GSX1300 R Hayabusa	99-05	120/70ZR17 Sportec M1P	190/50ZR17 Sportec M1P	3.5	6.0	34	36
GSF1200 S/SA Bandit Sport	96-05	120/70ZR17 Roadtec Z6	180/55ZR17 Roadtec Z6	3.5	5.5	34	36
GV1200 GL Madura	85-86	100/90-19 ME880	130/90B16 ME880	2.5	3.0	38	40
GS1150 F	85-86	110/90-16 Lasertec	130/90-17 Lasertec	2.75	3.5	34	36
GSX-R1100	93-98	120/70ZR17 Sportec M-1	180/55ZR17 Sportec M-1	3.5	5.5	34	36
GSX-R1100 Extended Mileage Track Day/Race	90-92	120/70ZR17 Roadtec Z6	180/55ZR17 Roadtec Z6	3.5	5.5	34	36
GSX-R1100 Extended Mileage Track Day/Race	89	120/70ZR17 Sportec M-1	170/60ZR17 Sportec M-1	3.5	4.5	34	36
GSX-R1100	88	110/80ZR18 Roadtec Z6	160/60ZR18 Roadtec Z6	2.75	4.5	34	36
GSX-R1100	86-87	110/80ZR18 Roadtec Z6	160/60ZR18 Roadtec Z6	2.5	4.0 +	34	36
GSX-R1000	01-05	120/70ZR17 Sportec M-1	190/50ZR17 Sportec M-1	3.5	6.0	34	36
SV1000, S Sport Track Day/Race	03-05	120/70ZR17 Roadtec Z6	180/55ZR17 Roadtec Z6	3.5	5.5	34	36
TL1000 R	98-03	120/70ZR17 Sportec M-1	190/50ZR17 Sportec M-1	3.5	6.0	34	36
TL1000 S	97-01	120/70ZR17 Sportec M-1	190/50ZR17 Sportec M-1	3.5	6.0	34	36
DL1000 V-Strom 90% off / 10% on	02-05	110/80R19 Tourance	150/70R17 Tourance	2.5	4.0	34	36
RF900 R	94-97	120/70ZR17 Roadtec Z6	170/60ZR17 Roadtec Z6	3.5	5.5	34	36
Boulevard C50 Stage 1	05	150/80-16 ME880	180/70B15 ME880	3.5	5.0	38	40
Boulevard C50T Stage 1	05	130/90-16 ME880	170/80-15 ME880	3.0	4.0	38	40
Boulevard M50 Stage 1	05	130/90-16 ME880	170/80-15 ME880	3.0	4.0	38	40
Boulevard S50	05	100/90-19 ME880	140/90B15 ME880	2.15	3.0	36	38
Volusia 800 Stage 1	01-04	130/90-16 ME880	170/80B15 ME880	3.0	4.0	38	40
VS800GL Intruder	00-03	100/90-19 ME880	140/90B15 ME880	2.15	3.0	36	38
VS800GL Intruder	92-99	80/90-21 ME880	140/90B15 ME880	2.15	3.0	36	38
VZ800 Marauder Stage 2	97-04	130/90-16 ME880	150/90B15 ME880	3.0	3.5	38	40
VX800 L.M.	90-93	110/80-18 Lasertec	150/70-17 Lasertec	3.0	3.5	34	36
DR800 S Big	90-91	90/90-21 Tourance	130/80R17 Tourance	1.85	2.5	31	35
DR750 S (Cdn)	88-89	90/90-21 Tourance	130/80R17 Tourance	1.85	2.5	31	35
GS750 E, ES	83-86	110/90-16 Lasertec	130/90-17 Lasertec	2.15	2.5	34	36
GSX750F Katana	98-05	120/70ZR17 Roadtec Z6	150/70ZR17 Roadtec Z6	3.5	4.5	34	36
GSX750F Katana	89-97	110/70ZR17 Roadtec Z6	150/70ZR17 Roadtec Z6	3.0	3.50 +	34	36
GSX-R750	00-05	120/70ZR17 Sportec M-1	180/55ZR17 Sportec M-1	3.5	5.5	34	36
GSX-R750 Extended Mileage Track Day/Race	96-99	120/70ZR17 Roadtec Z6	180/55ZR17 Roadtec Z6	3.5	6.0	34	36
GSX-R750 Extended Mileage Track Day/Race	89-95	120/70ZR17 Sportec M-1	180/55ZR17 Sportec M-1	3.5	5.5	34	36

• RACETEC IS FOR CLOSED COURSE USE ONLY • SEE PAGE 32 FOR NOTES ON UPGRADE OPTIONS
 • REFER TO PAGE 27 FOR AIR PRESSURE OPTIONS

SUZUKI MODEL	YEAR	FRONT TIRE	REAR TIRE	F. RIM	R. RIM	F. PSI	R. PSI
GSX-R750	88-89	120/70ZR17 Sportec M-1	160/60ZR17 Sportec M-1	3.5	4.5	34	36
Extended Mileage		120/70ZR17 Roadtec Z6	160/60ZR17 Roadtec Z6				
VS750 GL (Cdn)	85-87	100/90-19 ME880	140/90B15 ME880	2.15	3.0	36	38
VS750 GLPJ Intruder	88-91	80/90-21 ME880	140/90B15 ME880	2.15	3.0	36	38
GV700 GLF Madura	85-86	100/90-19 ME880	130/90B15 ME880	2.15	3.0	36	38
VS700 GLE Intruder	86-87	100/90-19 ME880	140/90B15 ME880	2.15	3.0	36	38
Boulevard S40	05	100/90-19 ME880	140/80B15 ME880	2.15	2.25	36	38
LS650 Savage	86-04	100/90-19 ME880	140/80B15 ME880	2.15	2.75	36	40
DR650S/SE	90-05	90/90-21 Tourance	120/90-17 Tourance	1.85	2.5	24	31
DL650 V-Strom	04-05	110/80R19 Tourance	150/70R17 Tourance	2.5	4.0	34	36
90% off / 10% on		110/80R19 MCE Karoo	150/70R17 MCE Karoo				
SV650, S	99-05	120/60ZR17 Roadtec Z6	160/60ZR17 Roadtec Z6	3.5	4.5	34	36
GSF600S Bandit Sport	00-03	120/60ZR17 Sportec M-1	160/60ZR17 Sportec M-1	3.5	4.5	34	36
GSF600S Bandit Sport	96-99	110/70ZR17 Roadtec Z6	150/70ZR17 Roadtec Z6	3.0	4.5	34	36
GSX600F Katana	98-05	120/70ZR17 Roadtec Z6	170/70ZR17 Roadtec Z6	3.5	4.5	34	36
GSX600F Katana	88-97	110/70ZR17 Roadtec Z6	150/70ZR17 Roadtec Z6	3.0	3.50 +	34	36
GSX-R600	97-05	120/70ZR17 Sportec M-1	180/55ZR17 Sportec M-1	3.5	5.5	34	36
Extended Mileage Track Day/Race		120/70ZR17 Roadtec Z6	160/55ZR17 Roadtec Z6				
GSX-R600	92-93	120/70ZR17 Sportec M-1	180/55ZR17 Sportec M-1	3.5	5.5	34	36
Extended Mileage Track Day/Race		120/70ZR17 Roadtec Z6	180/55ZR17 Roadtec Z6				
RF600R	94-96	120/70ZR17 Sportec M-1	160/60ZR17 Sportec M-1	3.5	4.5	34	36
Extended Mileage		120/70ZR17 Roadtec Z6	160/60ZR17 Roadtec Z6				
GSS50 E, ES, LF	83-86	110/90-16 Lasertec	4.00V18 Lasertec	2.15	2.15	32	34
GSS50 L	83-86	110/90-16 Lasertec	130/90-16 Lasertec	2.15	2.5	34	36
GSS500E, F	89-05	110/70-17 Lasertec	130/70-17 Lasertec	3.0	3.5	34	36
DR-2400/S/E	00-04	90/90-21 Enduro 3	120/80-18 Enduro 3	1.6	2.15	24	27
GSF400 Bandit	91-93	110/70ZR17 Sportec M-1	160/60ZR17 Sportec M-1	3.0	4.0	34	36
DR350S	90-99	90/90-21 Enduro 3	120/80-18 Enduro 3	1.6	2.15	24	27
DR250S	90-95	90/90-21 Enduro 3	4.00-18 Enduro 3	1.6	2.15	24	27
DR-2250	04-05	90/90-21 Enduro 3	4.00-18 Enduro 3	1.6	2.15	24	27
GZ250	04-05	110/90-16 Lasertec	130/90-15 ME77	2.5	3.0	34	36

TRIUMPH MODEL	YEAR	FRONT TIRE	REAR TIRE	F. RIM	R. RIM	F. PSI	R. PSI
Rocket III	04-05	150/80R17 ME880	240/50R16 ME880	3.5	7.5	38	40
Trophy 1200	94-03	120/70ZR17 Roadtec Z6	170/60ZR17 Roadtec Z6	3.5	5.5	34	36
Sport		120/70ZR17 Sportec M-1	170/60ZR17 Sportec M-1				
Daytona 1200	94-99	120/70ZR17 Sportec M-1	180/55ZR17 Sportec M-1	3.5	5.5	34	36
Extended Mileage Track Day/Race		120/70ZR17 Roadtec Z6	180/55ZR17 Roadtec Z6				
Daytona 955	99-05	120/70ZR17 Sportec M-1	190/50ZR17 Sportec M-1	3.5	6.0	34	36
Extended Mileage		120/70ZR17 Roadtec Z6	190/50ZR17 Roadtec Z6				
T595 Daytona 955	97-98	120/70ZR17 Sportec M-1	190/50ZR17 Sportec M-1	3.5	6.0	34	36
Extended Mileage		120/70ZR17 Roadtec Z6	190/50ZR17 Roadtec Z6				
Speed Triple	05	120/70ZR17 Sportec M-1	180/55ZR17 Sportec M-1	3.5	5.5	34	36
Speed Triple 955	99-04	120/70ZR17 Sportec M-1	190/50ZR17 Sportec M-1	3.5	6.0	34	36
Extended Mileage		120/70ZR17 Roadtec Z6	190/50ZR17 Roadtec Z6				
Sprint ST 955	99-04	120/70ZR17 Sportec M-1	180/55ZR17 Sportec M-1	3.5	6.0	34	36
Extended Mileage Track Day/Race		120/70ZR17 Roadtec Z6	180/55ZR17 Roadtec Z6				
Sprint RS 955	00-03	120/70ZR17 Sportec M-1	180/55ZR17 Sportec M-1	3.5	5.5	34	36
Extended Mileage Track Day/Race		120/70ZR17 Roadtec Z6	180/55ZR17 Roadtec Z6				
Tiger 955i	01-05	110/80R19 Tourance	150/70R17 Tourance	2.5	4.25	31	35
Adventurer 900	96-98	110/80-18 Lasertec	150/80B16 Lasertec	2.5	3.5	34	36
Adventurer 900	99-01	3.50-19 Lasertec	150/80B16 Lasertec	2.5	3.5	34	36
Bonneville, T100	05-05	100/90-19 ME33	130/80R17 ME22	2.5	3.5	34	36
Bonneville America	02-05	110/80-18 Lasertec	170/80B15 ME880	2.5	3.5	38	40

NOTE: ALL PRESSURES SHOWN ARE MINIMUM PRESSURES, USING HIGHER PRESSURES (UP TO THE MAXIMUM) LISTED ON THE TIRE SIDEWALL WILL IMPROVE MILEAGE. CHECK TIRE PRESSURES OFTEN!

ON THE ROAD SINCE 1892.



46

APPLICATION

APPLICATION

47

TRIUMPH

MODEL	YEAR	FRONT TIRE	REAR TIRE	F. RIM	R. RIM	F. PSI	R. PSI
Daytona 900, Super III Extended Mileage Track Day/Race	94-96	120/70ZR17 Sportec M-1 120/70ZR17 Roadtec Z6 120/70ZR17 Racetec	180/55ZR17 Sportec M-1 180/55ZR17 Roadtec Z6 180/55ZR17 Racetec	3.5	5.5	34	36
Legend TT 900 Extended Mileage	99-01	120/70ZR17 Sportec M-1 120/70ZR17 Roadtec Z6	160/60ZR17 Sportec M-1 160/60ZR17 Roadtec Z6	3.5	4.25	34	36
Speed Triple 900 Extended Mileage Track Day/Race	95-96	120/70ZR17 Sportec M-1 120/70ZR17 Roadtec Z6 120/70ZR17 Racetec	180/55ZR17 Sportec M-1 180/55ZR17 Roadtec Z6 180/55ZR17 Racetec	3.5	5.5	34	36
Speedmaster	03-05	110/80-18 ME33 T	170/80B15 ME880	2.5	3.5	38	40
Sprint 900, Sport, Exec Extended Mileage	94-98	120/70ZR17 Sportec M-1 120/70ZR17 Roadtec Z6	170/60ZR17 Sportec M-1 170/60ZR17 Roadtec Z6	3.5	5.5	34	36
T509 Speed Triple 900 Extended Mileage	97-98	120/70ZR17 Sportec M-1 120/70ZR17 Roadtec Z6	190/50ZR17 Sportec M-1 190/50ZR17 Roadtec Z6	3.5	6.0	34	36
ThruXton 900	05	100/90-18 ME33	130/80R17 MEZ2	2.5	3.5	34	36
Thunderbird 900	95-03	110/80-18 Lasertec	150/80VB16 Lasertec	2.5	3.5	34	36
Thunderbird 900 Sport	98-04	120/70ZR17 Roadtec Z6	160/70ZR17 MEZ4	3.5	4.25	34	36
Tiger 900 (509)	99-00	110/80R19 Tourance	150/70R17 Tourance	2.5	4.25	31	35
Tiger 900	93-98	110/80R19 Tourance	140/80R17 Tourance	2.5	3.0	31	35
Trophy 900 Extended Mileage	94-01	120/70ZR17 Sportec M-1 120/70ZR17 Roadtec Z6	170/60ZR17 Sportec M-1 170/60ZR17 Roadtec Z6	3.5	5.5	34	36
Trident 900	91-98	120/70ZR17 Roadtec Z6	160/60ZR18 Roadtec Z6	3.5	4.5	34	36
Trident 750	96-98	120/70ZR17 Roadtec Z6	160/60ZR18 Roadtec Z6	3.5	4.5	34	36
Daytona 650 Extended Mileage Track Day/Race	05	120/70ZR17 Sportec M-1 120/70ZR17 Roadtec Z6 120/70ZR17 Racetec	180/55ZR17 Sportec M-1 180/55ZR17 Roadtec Z6 180/55ZR17 Racetec	3.5	5.5	34	36
Speed Four Extended Mileage	05	120/70ZR17 Sportec M-1 120/70ZR17 Roadtec Z6	180/55ZR17 (Sportec M-1) 180/55ZR17 Roadtec Z6	3.5	5.5	34	36
TT600 Extended Mileage Track Day/Race	00-04	120/70ZR17 Sportec M-1 120/70ZR17 Roadtec Z6 120/70ZR17 Racetec	180/55ZR17 Sportec M-1 180/55ZR17 Roadtec Z6 180/55ZR17 Racetec	3.5	5.5	34	36

YAMAHA

MODEL	YEAR	FRONT TIRE	REAR TIRE	F. RIM	R. RIM	F. PSI	R. PSI
Road Star Warrior	05	120/70ZR18 ME880	210/50ZR17 ME880	3.5	6.0	38	40
Road Star 1600 Stage 1	99-05	130/90-16 ME880	150/80B16 ME880 160/80B16 ME880	3.0	3.5	38	40
Royal Star, Venture Stage 1	96-05	150/80-16 ME880	150/90B15 ME880 170/80B15 ME880	3.5	4.0	38	46
Royal Star 1600 Stage 1	99-03	130/90-16 ME880	150/80B16 ME880 160/80B16 ME880	3.0	3.5	38	40
XVZ1300	86-93	120/90B18 ME880	140/90B16 ME880	2.5	3.0	38	46
FJR1300 OE	03-05	120/70 ZR17 Roadtec Z6 120/70 ZR17 MEZ4 J	180/55 ZR17 Roadtec Z6B 180/55 ZR17 MEZ4 J	3.5	5.5	36	42
FJ1200	84-87	120/80VB16 Lasertec	150/80VB16 Lasertec	2.75	3.5	34	36
VMX 1200 V-Max	85-05	110/90V18 Lasertec	150/80B15 ME880	2.15	3.5	34	40
FJ1100	84-87	120/80VB16 Lasertec	170/80VB16 Lasertec	2.75	3.5	34	36
V Star 1100 Custom Stage 1	99-05	110/90-18 ME880	170/80B15 ME880 200/70B15 ME880	2.15	4.5	38	40
V Star 1100 Classic, Silverado Stage 1	00-05	130/90-16 ME880	170/80B15 ME880 200/70B15 ME880	2.15	4.5	38	40
XV1100 Virago	86-99	100/90-19 ME880	140/90B15 ME880	2.15	3.0	32	38
YZF-R1 Extended Mileage	98-05	120/70ZR17 Sportec M-1 120/70ZR17 Roadtec Z6	190/50ZR17 Sportec M-1 190/50ZR17 Roadtec Z6	3.5	6.0	34	38
FZ1 Extended Mileage Track Day/Race	01-05	120/70ZR17 Sportec M-1 120/70ZR17 Roadtec Z6 120/70ZR17 Racetec	180/55ZR17 Sportec M-1 180/55ZR17 Roadtec Z6 180/55ZR17 Racetec	3.5	5.5	34	36
YZF1000 Sport Track Day/Race	97	120/70 ZR17 Roadtec Z6 120/70ZR17 Sportec M-1 120/70ZR17 Racetec	180/55ZR17 Roadtec Z6 180/55ZR17 Sportec M-1 180/55ZR17 Racetec	3.5	5.5	34	38
FZR1000	87-88	120/70 ZR17 Roadtec Z6	160/60ZR18 Roadtec Z6	3.5	4.5	34	36
FZR1000 Extended Mileage	89-96	120/70ZR17 Sportec M-1 120/70ZR17 Roadtec Z6	170/60ZR17 Sportec M-1 170/60ZR17 Roadtec Z6	3.5	5.5	34	36

YAMAHA

MODEL	YEAR	FRONT TIRE	REAR TIRE	F. RIM	R. RIM	F. PSI	R. PSI
GTS1000 Sport	93-94	120/70 ZR17 Roadtec Z6 120/70ZR17 Sportec M-1	170/60ZR17 Roadtec Z6 170/60ZR17 Sportec M-1	3.5	5.5	34	36
TDM850	92-93	110/80ZR18 Roadtec Z6	150/70ZR17 Roadtec Z6	3.0	4.0	34	36
FZR750 RR Extended Mileage Track Day/Race	90-91	120/70ZR17 Sportec M-1 120/70ZR17 Roadtec Z6 120/70ZR17 Racetec	180/55ZR17 Sportec M-1 180/55ZR17 Roadtec Z6 180/55ZR17 Racetec	3.5	5.5	34	36
FZR750 R OW-01 Extended Mileage Track Day/Race	89-90	120/70ZR17 Sportec M-1 120/70ZR17 Roadtec Z6 120/70ZR17 Racetec	180/55ZR17 Sportec M-1 180/55ZR17 Roadtec Z6 180/55ZR17 Racetec	3.5	5.5	34	36
FZR750 R Extended Mileage Track Day/Race	94	120/70ZR17 Sportec M-1 120/70ZR17 Roadtec Z6 120/70ZR17 Racetec	180/55ZR17 Sportec M-1 180/55ZR17 Roadtec Z6 180/55ZR17 Racetec	3.5	5.5	34	36
FZR750 R Extended Mileage Track Day/Race	87-88	120/70 ZR17 Roadtec Z6	160/60ZR18 Roadtec Z6	3.5	4.5	34	36
FZ750 R	85-86	120/80VB16 Lasertec	140/70-18 Lasertec	2.75	3.0	34	36
FZ750	85-88	120/80VB16 Lasertec	130/80V18 Lasertec	2.75	3.0	34	36
FZX750 Fazer	86-87	110/90-16 Lasertec	140/90B15 ME880	2.5	3.0	34	38
YZF750 Extended Mileage Track Day/Race	93-98	120/70ZR17 Sportec M-1 120/70ZR17 Roadtec Z6 120/70ZR17 Racetec	180/55ZR17 Sportec M-1 180/55ZR17 Roadtec Z6 180/55ZR17 Racetec	3.5	5.5	34	36
XV750 Virago	88-98	100/90-19 ME880	140/90B15 ME880	2.15	3.0	32	38
FZ700	87	120/80-16 Lasertec	130/80V18 Lasertec	2.75	3.0	34	36
FZX700 Fazer	86-87	110/90-16 ME330	140/90B15 ME880	2.5	3.0	34	38
XJ700 Maxim	85-86	100/90-19 ME880	130/90B16 ME880	2.15	3.0	36	38
XV700 Virago	84-87	100/90-19 ME880	140/90B15 ME880	2.15	3.0	36	38
650 V Star Custom Stage 1	98-04	110/90-19 ME880	170/80B15 ME880 200/70B16 ME880	3.0	3.5	36	38
650 V Star Classic, Silverado Stage 1	98-04	130/90-16 ME880	170/80B15 ME880 200/70B16 ME880	3.0	3.5	36	38
YZF-R6 Extended Mileage Track Day/Race	99-05	120/60ZR17 Sportec M-1 120/70ZR17 Roadtec Z6 120/70ZR17 Racetec	180/55ZR17 Sportec M-1 180/55ZR17 Roadtec Z6 180/55ZR17 Racetec	3.5	5.5	34	36
YZF600 Extended Mileage Track Day/Race	95-04	120/60ZR17 Sportec M-1 120/70ZR17 Roadtec Z6 120/70ZR17 Racetec	160/60ZR17 Sportec M-1 160/60ZR17 Roadtec Z6 180/55ZR17 Racetec	3.5	5.0	34	36
FZ6 Extended Mileage Track Day/Race	05	120/70ZR17 Sportec M-1 120/70ZR17 Roadtec Z6	180/55ZR17 Sportec M-1 180/55ZR17 Roadtec Z6	3.5	5.5	34	36
YX600 Radian	86-91	110/90-16 Lasertec	130/90-16 Lasertec	2.5	3.0	34	36
XJ600 Seca II	92-98	110/80V17 Lasertec	140/70-18 Lasertec	2.5	3.5	34	36
FZ600 (Cdn)	90	110/80V17 Lasertec	140/70-18 Lasertec	2.5	3.5	34	36
FZ600	89	110/80V17 Lasertec	140/70-18 Lasertec	3.0	3.5	34	36
FZ600	86-88	110/90-16 Lasertec	120/90V18 Lasertec	2.5	2.75	34	36
FJ600	89-90	100/90-18 Lasertec	140/90V18 Lasertec	2.15	2.5	32	34
SRX600	86	100/90-18 Lasertec	120/90V18 Lasertec	2.15	2.75	32	36
XT600	84-89	90/90-21 Enduro 3 1	20/80-18 Enduro 3	1.85	2.5	24	31
XT600	90-95	90/90-21 Tourance	120/90-17 Tourance	1.85	2.5	24	31
XV535 Virago	87-00	3.25-19 Lasertec	140/90B15 ME880	1.85	3.0	32	38
RZ350	83-90	100/90-18 Lasertec	120/90V18 Lasertec	2.15	2.5	32	36
XT350	92-01	90/90-21 Enduro 3	4.00-18 Enduro 3	1.6	2.15	24	27
XT350	85-87	90/90-21 Enduro 3	4.00-18 Enduro 3	1.6	2.15	24	27
SRX250	87	110/90-16 Lasertec	140/90V18 Lasertec	2.15	2.15	32	34
XT225	92-04	90/90-21 Enduro 3	120/80-18 Enduro 3	1.6	2.15	24	27

*Some models come with 4.50-17 rear TT/TL. (+) Plus symbol designates oversize filament

• RACETEC IS FOR CLOSED COURSE USE ONLY • SEE PAGE 32 FOR NOTES ON UPGRADE OPTIONS
• REFER TO PAGE 27 FOR AIR PRESSURE OPTIONS

NOTE: ALL PRESSURES SHOWN ARE MINIMUM PRESSURES, USING HIGHER PRESSURES (UP TO THE MAXIMUM) LISTED ON THE TIRE SIDEWALL WILL IMPROVE MILEAGE. CHECK TIRE PRESSURES OFTEN!